

**Manchester City Council
Report for Resolution**

Report to: Economy Scrutiny Committee – 11 February 2015
Subject: Overview Report
Report of: Governance and Scrutiny Support Unit

Summary

This report provides the following information:

- Recommendations Monitor
- Key Decisions
- Items for Information – including the most recent Real Time Economy Dashboard
- Work Programme (attached as an appendix)

Recommendation

The Committee is invited to discuss the information provided and agree any changes to the work programme that are necessary.

Contact Officers:

Eleanor Fort
Scrutiny Support Officer
0161 234 4997
e.fort@manchester.gov.uk

Wards Affected: All

Background documents (available for public inspection): None

1. Monitoring Previous Recommendations

Date	Item	Recommendation	Response	Contact Officer
5 March 2014	ESC/14/12 Christmas 2013 Summary	To request that the Assistant Chief Executive (Communications, Customers and ICT) look into how much it would cost to provide shared lights for use by all the district centres.	The work to determine how much this will cost is ongoing, and the results will be reported to a future meeting of the Committee.	Sara Tomkins, Assistant Chief Executive (Communications and Customers)
11 June 2014	ESC/14/17 Minutes	To request that the Assistant Chief Executive (Communications, Customers and ICT) take action to correct the misinformation on lighting that was communicated to residents in south Manchester.	A response to this recommendation will be provided to a future meeting of the Committee.	Sara Tomkins, Assistant Chief Executive (Communications and Customers)
11 June 2014	ESC/14/19 Business Engagement with Education and Skills	To ask the Chair to liaise with officers to look into presenting the programme between St Matthew's RC High School and Wates Construction to a meeting of full Council.	This has been arranged to take place at the meeting of Council on 1 April 2015.	Gary Lamb, Principal Regeneration Officer
27 August 2014	ESC/14/32 Economic impact of health, research and bio-science – feedback from July's meeting	To agree that the Chair and the three chairs of the subgroups will meet with the Chief Executive, the new Director of the Manchester Academic Health Science Centre (MAHSC), once appointed, and Peter Noble, of MAHSC to discuss this work further and agree the best way to take the recommendations forward.	This meeting will be arranged once the new Chief Executive of MAHSC has been appointed in the new year.	Eleanor Fort, Scrutiny Support Officer
24	ESC/13/38	To visit Barlow Moor Community	This visit will be arranged for early 2015,	Eleanor Fort, Scrutiny

September 2014	Universal Credit	Centre in Chorlton to meet people affected by the Universal Credit pilot in Manchester.	once Universal Credit has been implemented.	Support Officer
24 September 2014	ESC/13/39 Update on Community Budgets and Troubled Families	To request that the Head of Regeneration report back to the Committee how long the evaluation of the Troubled Families programme would run.	A response to this query will be reported back to a future meeting of the Committee.	Angela Harrington, Head of Regeneration
24 September 2014	ESC/13/41 Outcomes of the Scrutiny Review in Manchester	To ask the Chair to discuss with the Chief Executive how to improve the Committee's awareness of decisions taking place on a Greater Manchester level which have an impact on growth and the city's economy.	A response to this recommendation will be reported back to a future meeting of the Committee.	Sir Howard Bernstein, Chief Executive
14 January 2015	ESC/15/06 Follow up information on Budget Reports	To recommend that the Chair discuss with the Chair of the Finance Scrutiny Committee the best way to scrutinise the opportunity for Manchester Council or the GMCA to enter the energy market.	The Chairs of the Economy and Finance Scrutiny Committees discussed this following the meeting. They agreed that the report on the how the Council would proceed with entering the energy market would be submitted to the Finance Scrutiny Committee at an appropriate time. The minutes of that meeting would then be provided to the Economy Scrutiny Committee for information, which could then look into the matter in terms of the wider economy if it chose.	Eleanor Fort, Scrutiny Support Officer

2. Key Decisions

The Council is required to publish details of key decisions that will be taken at least 28 days before the decision is due to be taken. Details of key decisions that are due to be taken are published on a monthly basis in the Register of Key Decisions.

A key decision, as defined in the Council's Constitution is an executive decision, which is likely:

- To result in the Council incurring expenditure which is, or the making of savings which are, significant having regard to the Council's budget for the service or function to which the decision relates, or
- To be significant in terms of its effects on communities living or working in an area comprising two or more wards in the area of the city.

The Council Constitution defines 'significant' as being expenditure or savings (including the loss of income or capital receipts) in excess of £500k, providing that is not more than 10% of the gross operating expenditure for any budget heading in the in the Council's Revenue Budget Book, and subject to other defined exceptions.

An extract of the most recent Register of Key Decisions, published on **2 February 2015**, containing details of the decisions under the Committee's remit is included below. This is to keep members informed of what decisions are being taken and, where appropriate, include in the work programme of the Committee.

Decision title	What is the decision?	Decision maker	Planned date of decision	Documents that will be considered	Contact officer details
Eastlands Strategic Joint Venture	Approval of capital expenditure for Eastlands Strategic Joint Venture	The Executive	Feb 2015 or later	Report to the Executive	Eddie Smith Strategic Director (Strategic Development) e.smith@manchester.gov.uk
Universal Credit – Delivery Partnership Agreement with DWP	To enter into a Delivery Partnership Agreement with DWP to provide support for Manchester residents who are affected by the first stage roll-out of Universal Credit in the city	Deputy Chief Executive (Growth and Neighbourhoods)	Feb 2015 or later	Report on the roll-out of Universal Credit to Economy Scrutiny Committee - 24 September 2014	Angela Harrington Head of Regeneration 0161 0161 234 1501 a.harrington@manchester.gov.uk

3. Items for Information

The January Real Time Economy Dashboard is attached below.



MANCHESTER
CITY COUNCIL

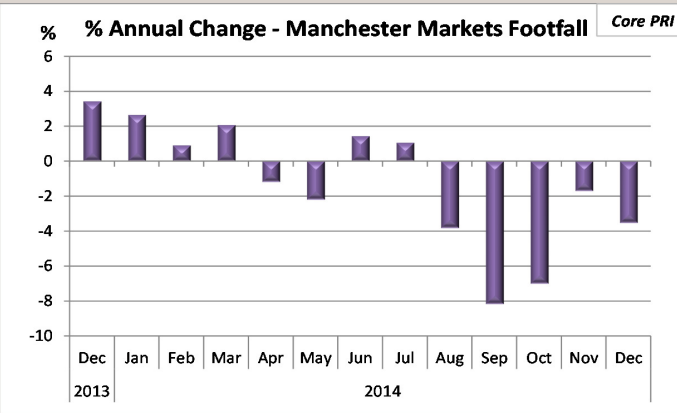
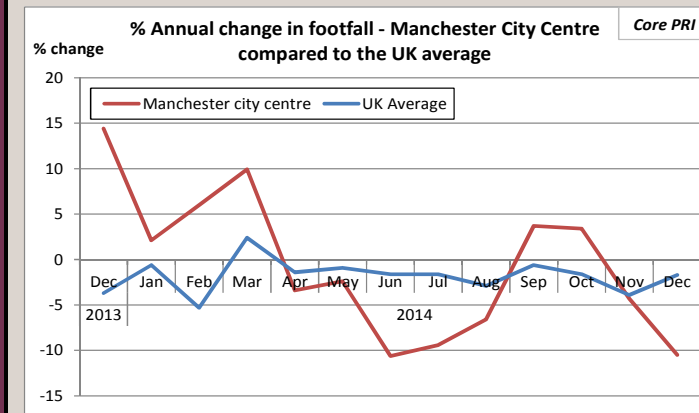
Manchester City Council Real Time Economy Dashboard January 2015

REAL TIME ECONOMY DASHBOARD - GROWTH

BUSINESS AND RETAIL

Measure	Latest result available	Latest result	Monthly / Quarterly change (%)	Annual change (%)	Biennial change (%)	Pre-April '08 recession change (%)
Q Average annual prime retail rents in Manchester * (£ per sq. Ft) (Source: Cushman and Wakefield)	Sep-14	£250.00	→ 0.0%	→ 0.0%	→ 0.0%	↓ -23.1%
Q Average annual prime office rents in Manchester (£ per sq. Ft per year) (Source: Cushman & Wakefield)	Sep-14	£31.00	→ 0.0%	↑ 3.3%	↑ 8.8%	↑ 3.3%
Q Number of commercial planning applications submitted during the month (Source: MCC Planning System)	Dec-14 (Provisional)	6	↑ 100.0%	↓ -25.0%	→ 0.0%	↓ -40.0%
Percentage change in total Rateable Value (RV) (Source: MCC Business Rates System)	Dec-14	actual figures not made available	↓ -0.02%	not available	not available	not available
Total Monthly Footfall at Manchester Markets (Source: Manchester Markets, excludes Longsight and Harpurhey)	Dec-14	1,037,855	↑ 39.2%	↓ -3.5%	↓ -0.23%	not available
Monthly Footfall in the City Centre (Source: CityCo; Market St, King St, Exchange Sq, New Cathedral St)	Dec-14	actual figures not made available*	not available	↓ -10.5%	not available	not available

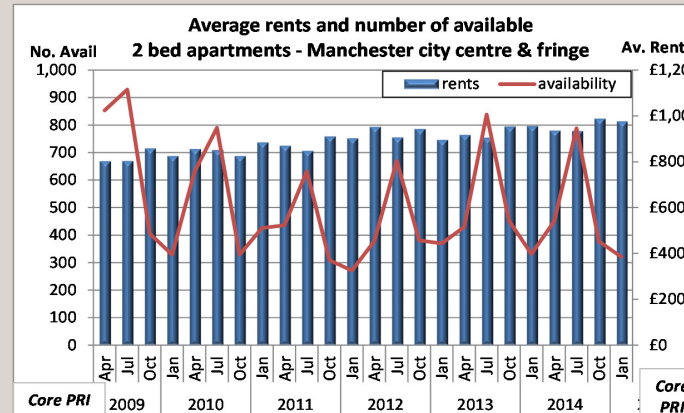
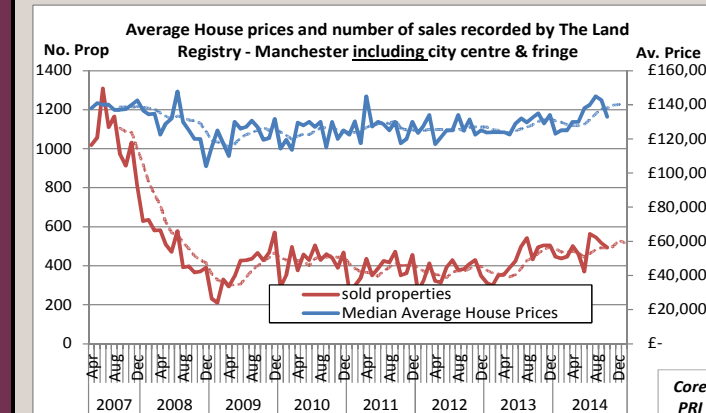
* Actual footfall figures are commercially sensitive and therefore not published. Trend comparisons are usually made based on four city centre footfall counters: Market Street, King Street, Exchange Square and New Cathedral Street, however the Exchange Square camera is currently excluded due to relocation and building works in area.



RESIDENTIAL PROPERTY

Measure	Latest result available	Latest monthly result	Monthly / Quarterly change (%)	Annual change (%)	Biennial change (%)	Pre-April '08 recession change (%)	
Percentage of empty residential properties within Manchester (Source: MCC Council Tax Register)	Jan-15	4.2%	↑ -0.1%	↑ -0.4%	↑ -0.9%	↑ -3.3%	
Median average property prices of properties sold within the month (Source: The Land Registry) (↑ 10%) ***	City Centre & Fringe	Oct-14	£152,500	→ 5.0%	→ -2.2%	→ 1.0%	→ -6.7%
	Mcr excluding City Centre/Fringe	Oct-14	£125,000	↓ -11.8%	→ -4.2%	→ 0.0%	→ -1.6%
Number of properties registered as sold within the month by The Land Registry (Source: The Land Registry) (↑ 10%) ***	City Centre & Fringe	Oct-14	89	→ 3.5%	→ 1.1%	↑ 58.9%	↓ -52.4%
	Mcr excluding City Centre/Fringe	Oct-14	405	→ -8.0%	→ -2.4%	↑ 20.5%	↓ -44.1%
Q Average asking rents for 2 bed apartments - Mcr City Centre & Fringe **** (£ per month) (Source: Estate Agent listings) (↑ 10%)	Jan-15	£976	→ -1.2%	→ 2.2%	→ 9.1%	not available	
Q Number of available 2 bed apartments for rent - Mcr City Centre & Fringe **** (Source: Estate Agent listings) (↑ 10%)	Jan-15	321	↓ -14.9%	→ -3.0%	↓ -13.2%	not available	
Number of new registrations on the housing register (Source: MCC Civica Housing System)	Nov-14	1,889	↑ -8.4%	↓ 2.6%	↓ 29.8%	↓ 31.0%	

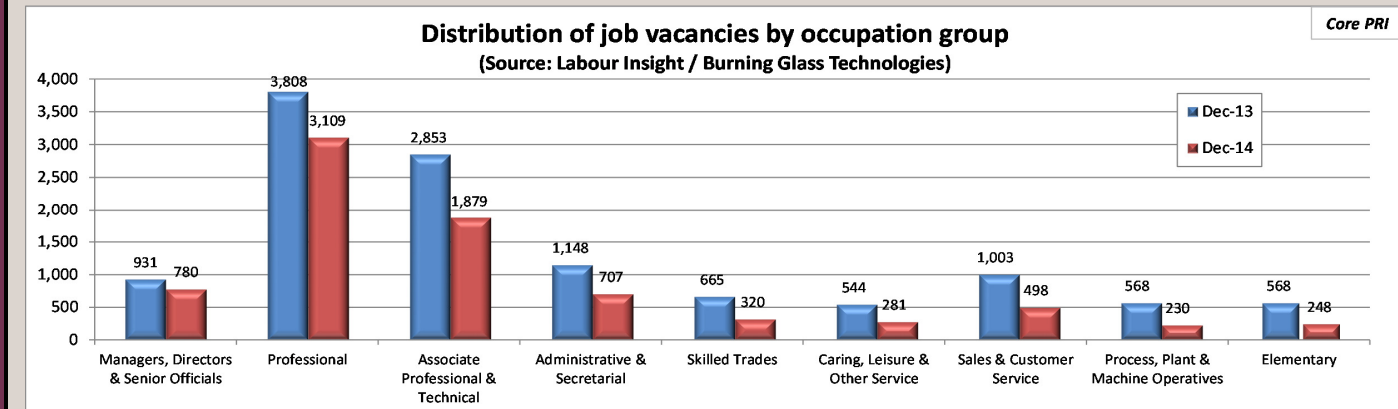
*** This data covers the transactions received at Land Registry in the period 1st October 2007 to 31st October 2014. © Crown copyright 2014.
**** The data source changed from July 2014, previous quarters are not directly comparable.



WORK

Measure	Latest result available	Latest result	Monthly / Quarterly change (%)	Annual change (%)	Biennial change (%)	Pre-April '08 recession change (%)
Q Apprenticeship Starts: Under 19 (academic year) ** (Source: The Data Service)	Aug 13 - Jul 14	940	↑ 30.6%	↑ 8.7%	↓ -19.9%	not available
Q Apprenticeship Starts: 19-24 (academic year) ** (Source: The Data Service)	Aug 13 - Jul 14	1,430	↑ 44.4%	↓ -4.9%	↓ -40.6%	not available
Q Apprenticeship Starts: 25+ (academic year) ** (Source: The Data Service)	Aug 13 - Jul 14	1,930	↑ 63.6%	↓ -19.8%	↓ -20.4%	not available
Q Apprenticeship Achievements: All Ages (academic year) ** (Source: The Data Service)	Aug 13 - Jul 14	2,220	not available	↑ 6.7%	↓ -7.5%	not available
Number of job vacancies advertised during the month (Source: Labour Insight / Burning Glass Technologies)	Dec-14	8,052	↓ -17.3%	↓ -33.4%	not available	not available

** Final 2013/14 apprenticeship starts and achievements figures reported for August 2013 - July 2014 (Q4 13/14). Quarterly updates are not currently available for apprenticeship achievements.



TOURISM

Measure	Latest result available	Latest monthly result	Monthly change (%)	Annual change (%)	Biennial change (%)	Pre-April '08 recession change (%)
Monthly count of passengers at Manchester Airport (Source: Civil Aviation Authority)	Nov-14	1,388,998	not applicable	↑ 5.6%	↑ 7.0%	↓ -0.7%
Monthly count of aircraft movements at Manchester Airport (Source: Civil Aviation Authority)	Nov-14	11,337	not applicable	↓ -0.7%	↓ -0.6%	↓ -24.0%



PP - Indicates percentage measures where percentage point change has been reported

Q - Indicates measures which are reported on a quarterly basis

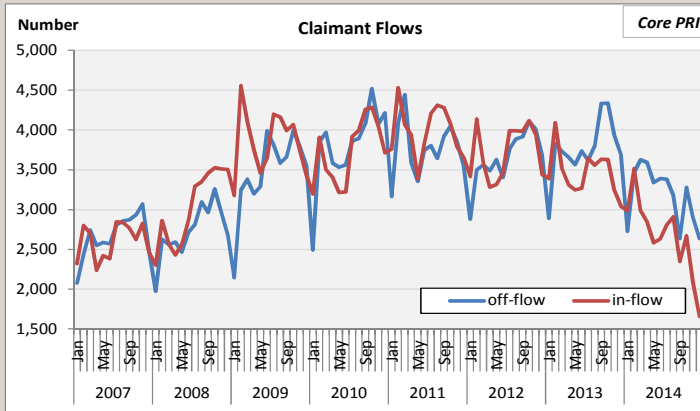
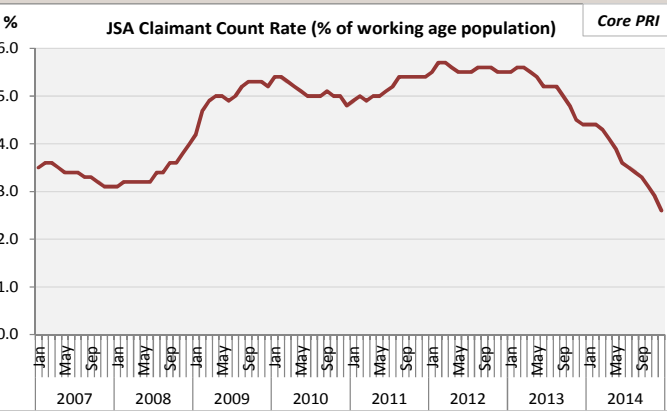
↑ 10% - Indicates that a 10% threshold has been applied to the percentage change direction of travel arrows

REAL TIME ECONOMY DASHBOARD - WELFARE AND DEPENDENCY

Job Seekers Allowance (JSA) Claimant Count *	December 2014	Monthly change (Nov 14 to Dec 14)		Annual change (Dec 13 to Dec 14)		Biennial change (Dec 12 to Dec 14)		Pre-recession change (Dec 07 to Dec 14)	
		Number	%	Number	%	Number	%	Number	%
Unemployed (JSA Claimant Count)	9,525	-926	↑ -8.9%	-6,355	↑ -40.0%	-10,254	↑ -51.8%	-810	↑ -7.8%
Unemployment Rate**	2.6%	n/a	↑ -0.3%	n/a	↑ -1.8%	n/a	↑ -2.9%	n/a	↑ -0.5%
Numbers flowing on to JSA	1,658	-422	↑ -20.3%	-1,383	↑ -45.5%	-1,781	↑ -51.8%	-808	↑ -32.8%
Numbers flowing off of JSA	2,635	-269	↓ -9.3%	-1,048	↓ -28.5%	-1,054	↓ -28.6%	156	↑ 6.3%

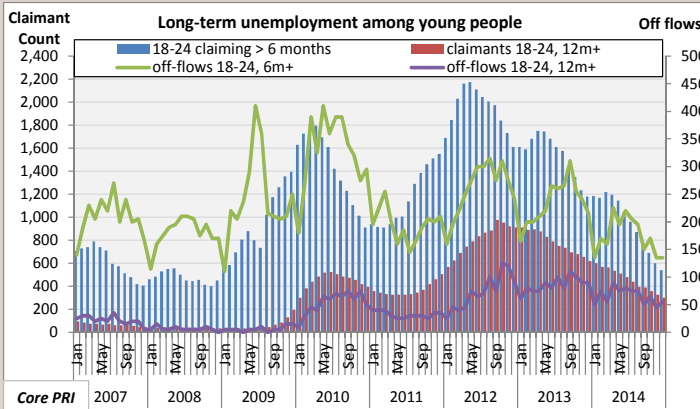
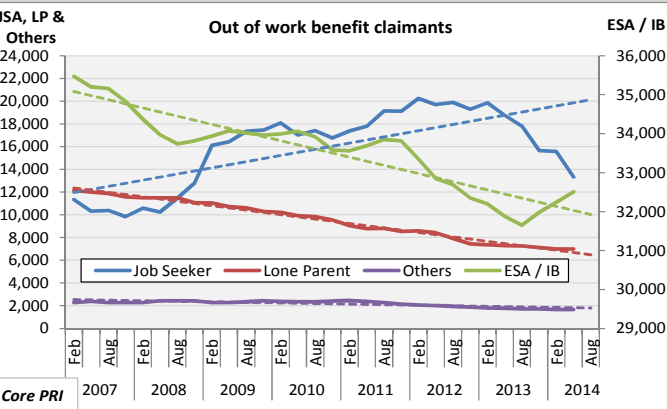
**As proportion of population aged 16-64.

Source: Office for National Statistics, NOMIS



18-24 year old JSA claimants (duration of claim)	December 2014	Monthly change (Nov 14 to Dec 14)		Annual change (Dec 13 to Dec 14)		Biennial change (Dec 12 to Dec 14)		Pre-recession change (Dec 07 to Dec 14)	
		Number	%	Number	%	Number	%	Number	%
All 18-24 claimants	1,840	-395	↑ -17.7%	-1950	↑ -51.5%	-3100	↑ -62.8%	-1450	↑ -44.1%
Claimants 6 months +	540	-60	↑ -10.0%	-640	↑ -54.2%	-1070	↑ -66.5%	135	↓ 33.3%
Claimants 12 months +	300	-25	↑ -7.7%	-320	↑ -51.6%	-610	↑ -67.0%	255	↓ 567%
Off-flows 6 months +	135	0	→ 0.0%	-80	↓ -37.2%	-105	↓ -43.8%	-30	↓ -18.2%
Off-flows 12 months +	55	10	↑ 22.2%	-35	↓ -38.9%	-35	↓ -38.9%	50	↑ 1000%

Source: Office for National Statistics, NOMIS



Out of work benefits (OOWB)*	May 2014	Quarterly change (Feb 14 to May 14)		Annual change (May 13 to May 14)		Biennial change (May 12 to May 14)		Pre-recession change (May 07 to May 14)	
		Number	%	Number	%	Number	%	Number	%
Job Seeker	13,320	-2,240	↑ -14.4%	-5,430	↑ -29.0%	-6,380	↑ -32.4%	2,990	↓ 28.9%
ESA / Incapacity Benefit	32,510	270	↓ 0.8%	630	↓ 2.0%	-340	↑ -1.0%	-2,690	↑ -7.6%
Lone Parent	7,000	0	→ 0.0%	-280	↑ -3.8%	-1,430	↑ -17.0%	-5,000	↑ -41.7%
Others on income related benefit	1,680	0	→ 0.0%	-110	↑ -6.1%	-340	↑ -16.8%	-700	↑ -29.4%
Total residents claiming OOWB	54,520	-1,970	↑ -3.5%	-5,180	↑ -8.7%	-8,490	↑ -13.5%	-5,390	↑ -9.0%
% of residents claiming OOWB*	15.0%	n/a	↑ -0.5%	n/a	↑ -1.4%	n/a	↑ -2.4%	n/a	↑ -3.1%

*As proportion of population aged 16-64.

Source: DWP, NOMIS

Young people, residing in Manchester, who are Not in Education, Employment or Training***	December 2014	Annual change (Dec 13 to Dec 14)	
		Number	%
NEET Rate	6.19%	n/a	↓ 0.30%
Unknown Rate	5.41%	n/a	↑ -0.1%

Source: Connexions

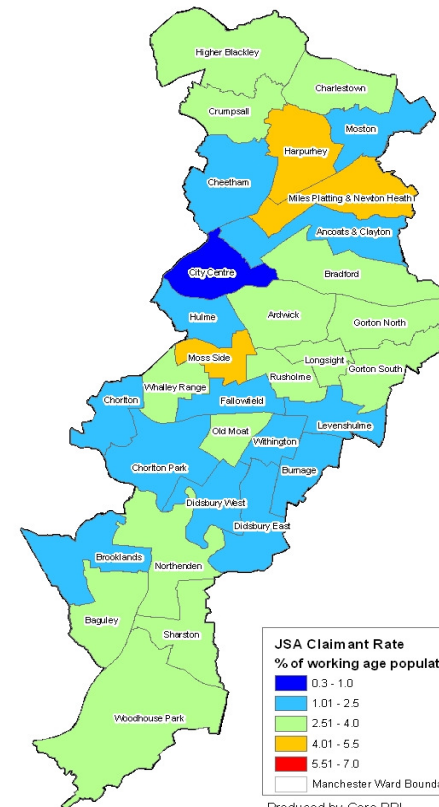
* In Sept-14 Universal Credit was introduced in Manchester, initially for new benefit claimants who are single or in a couple, with no dependents or long-term health problems. There will be some time lag before the impact upon out of work benefits figures will be seen, which is expected to be reductions in JSA claimant numbers in the main.

*** Please note: Whilst data is released on a monthly basis from Connexions, the reference date for the year is November.

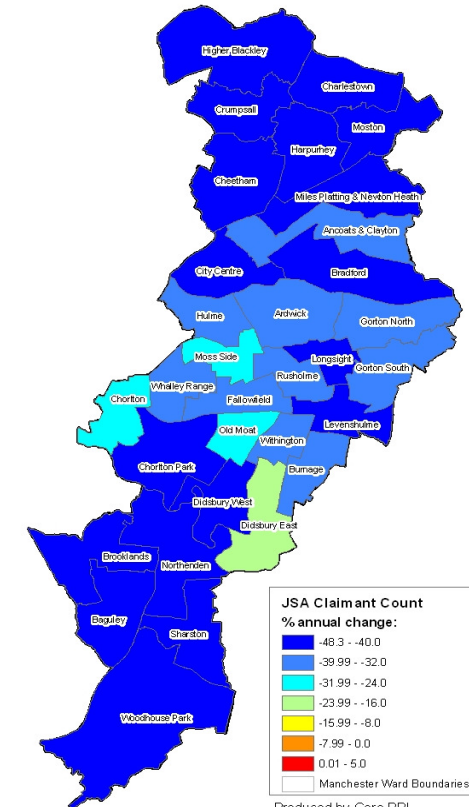
JSA Claimant Count in Comparator Geographies	December 2014	Monthly change (Nov 14 to Dec 14)		Annual change (Dec 13 to Dec 14)		Biennial change (Dec 12 to Dec 14)		Pre-recession change (Dec 07 to Dec 14)	
		Number	%	Number	%	Number	%	Number	%
Manchester	9,525	-926	↑ -8.9%	-6,355	↑ -40.0%	-10,254	↑ -51.8%	-810	↑ -7.8%
Greater Manchester	35,487	-2,661	↑ -7.0%	-27,779	↑ -43.9%	-46,572	↑ -56.8%	-4,154	↑ -10.5%
North West	88,476	-4,990	↑ -5.3%	-61,370	↑ -41.0%	-102,998	↑ -53.8%	-15,546	↑ -14.9%
UK	823,880	-24,205	↑ -2.9%	-377,632	↑ -31.4%	-699,342	↑ -45.9%	33,510	↓ 4.2%
Core Cities (excluding Manchester)	85,887	-3,297	↑ -3.7%	-34,254	↑ -28.5%	-58,486	↑ -40.5%	1,981	↓ 2.4%

Source: Office for National Statistics, NOMIS

JSA Claimant Rate by Ward: December 2014



Percentage annual change of JSA Claimant Count by Ward: December 2013 - December 2014



Produced by Core PRI. Source: Office for National Statistics @ Crown Copyright 2014

Produced by Core PRI. Source: Office for National Statistics @ Crown Copyright 2014

	January 2015	Monthly change (Dec 14 to Jan 15)		Annual change (Jan 14 to Jan 15)		Biennial change (Jan 13 to Jan 15)	
		Number	%	Number	%	Number	%
Number of households claiming Council Tax Support **	65,618	-396	↑ -0.6%	not available	not available	not available	not available
Number of households claiming Housing Benefit	64,629	-326	↑ -0.5%	-1,814	↑ -2.7%	-2,575	↑ -3.8%

** Council Tax Support replaced Council Tax Benefit from 1st April 2013

Source: MCC Council Tax Register

Work Programme - Payment Groups: June 2011 to September 2014 *** (40 month analysis)	Number of referrals	Number of attachments	Attachment to Referral ratio	Job Outcomes	Job Outcome to Referral Ratio
Job Seekers Allowance 18 to 24	3,910	3,850	98.5%	1,110	28.4%
Job Seekers Allowance 25 and over	9,700	9,590	98.9%	2,350	24.2%
Job Seekers Allowance Early Entrants	3,770	3,710	98.4%	910	24.1%
Job Seekers Allowance Ex-Incapacity Benefit	560	550	98.2%	80	14.3%
Employment & Support Allowance Volunteers	720	700	97.2%	60	8.3%
New ESA Claimants: excluding 12 month prognosis	1,460	1,450	99.3%	150	10.3%
New ESA Claimants: 12 month prognosis claimants only	1,070	1,050	98.1%	50	4.7%
Employment & Support Allowance Ex-Incapacity Benefit	730	720	98.6%	30	4.1%
Incapacity Benefit / Income Support Volunteers	30	30	100.0%	0	-
Job Seekers Allowance Prison Leavers	800	750	93.8%	80	10.0%
Total	22,750	22,400	98.5%	4,820	21.2%

*** Figures are rounded to nearest 10.

Source: DWP - Information, Governance and Security Directorate (IGS)

Measure Definitions

Title of Measure	Desired direction of travel & (% change)	Definition of Measure	Data Source
Average Annual Prime Retail Rents in Manchester (£ per sq Ft.)	INCREASE (+)	The data relates to the whole of Manchester, but prime rents will be heavily focused on the city centre because that's where the highest rents are found. Prime rents essentially relate to the headline rent being achieved for a particular type of space in an area. CBRE defines prime retail rents as "the typical 'achievable' open market headline rent which an international retail chain would be expected to pay for a ground floor retail unit (either high street or shopping centre depending on the market) of up to 200 sq. m of the highest quality and specification and in the best location in a given market."	Cushman and Wakefield Marketbeat UK Reports
Average Annual Prime Office Rents in Manchester (£ per sq Ft.)	INCREASE (+)	The data relates to the whole of Manchester, but prime rents will be heavily focused on the city centre because that's where the highest rents are found. Prime rents essentially relate to the headline rent being achieved for a particular type of space in an area. Jones Lang Lasalle state that for offices "Prime Rent represents the top open-market rent that could be expected for a notional unit of the highest quality and specification in the best location in a market, as at the survey date. The rent quoted normally reflects prime units of over 500 sq. m of lettable floorspace, which excludes rents that represent a premium level paid for a small quantity of space."	Cushman and Wakefield Marketbeat UK Reports
Number of commercial planning applications submitted during the month.	INCREASE (+)	Number of commercial planning applications submitted during the month. This data represents the number of commercial planning applications, defined as floor space greater than 1,000sqm or a site area of 1 hectare or larger, submitted to Manchester City Council's Planning Department during each month. The latest month's figures are always reported as provisional and are subject to revision the following month.	Manchester City Council Planning Department
Percentage change in total Rateable Value (RV) - excluding adjustments	INCREASE (+)	Rateable value represents the open market annual rental value of a business / non-domestic property. This means the rent the property would let for on the valuation date, if it was being offered on the open market. (The current valuation date is 01 April 2008 and will be updated at the next revaluation, due on 01 April 2017). The rateable value is used by Manchester City Council to calculate the business rates due. The rateable value reported here excludes adjustments such as appeals, charity relief and empty property relief. Although there may be many reasons for movements, in general an increase would indicate there is growth in Manchester's business base and a decrease would indicate a reduction.	Business Rates System (NDR), Manchester City Council
Total Monthly Footfall at Manchester Markets	INCREASE (+)	The combined monthly footfall figures from Arndale, Gorton and Wythenshawe markets, and Sunday Market and Car Boot footfall figures.	Manchester Markets, Manchester City Council
Monthly Footfall in the City Centre	INCREASE (+)	The trends reported are year on year comparisons based on the combined monthly footfall figures from the four city centre location footfall counters (based at New Cathedral St, Market St, King St, Exchange Square). Actual footfall figures are commercially sensitive and therefore not published. N.B. Some months represent 5 weeks of footfall figures whereas other months represent 4 weeks of footfall figures.	CITYCO (SpringBoard Reports)
Apprenticeship Starts	INCREASE (+)	Apprenticeships are paid jobs that incorporate on- and off-the-job training leading to nationally recognised qualifications. As an employee, Apprentices earn as they learn and gain practical skills in the workplace. Apprenticeship starts monitor the number of apprenticeships started per period over the academic year. An apprentice must remain on a programme for a minimum length of time (dependent on the total length of the programme) before they are counted for monitoring purposes. Figures relate to the number of Manchester residents starting an apprenticeship, irrespective of the local authority area where the apprenticeship is based. N.B. This is broken down by age groups (under 19, 19-24, 25 and over)	The National Apprenticeship Data Service (Quarterly Reports)
Apprenticeship Achievements: All Ages	INCREASE (+)	Apprenticeships are paid jobs that incorporate on- and off-the-job training leading to nationally recognised qualifications. As an employee, Apprentices earn as they learn and gain practical skills in the workplace. Apprenticeship achievements measure the number of apprentices who have completed an apprenticeship per period over the academic year (for all age groups). Figures relate to the number of Manchester residents completing an apprenticeship, irrespective of the local authority area where the apprenticeship is based.	The National Apprenticeship Data Service (Quarterly Reports)
Number of job vacancies advertised during the month.	INCREASE (+)	Labour Insight is the largest single source of real-time Labour Market Information available in the UK. Labour Insight collates online job postings from job boards, employer sites, newspapers, public agencies and the Universal Jobmatch tool. Labour Insight's technology removes all potential duplicate job postings to ensure that the number of vacancies is effectively reported.	Labour Insight (Burning Glass Technologies)
Percentage of empty residential properties within Manchester	DECREASE (-)	The percentage of properties on the council tax database (within Manchester ward boundaries) that are empty at the time of the monthly snapshot count (all tenures).	Council Tax Database, Manchester City Council
Median average house prices of properties sold within the month	INCREASE (+)	The median average price paid for properties sold within the month, reported on The Land Registry website. http://www.landregistry.gov.uk/public/information/public-data/price-paid-data . This measure is split into two parts: a) city centre & fringe, and b) Manchester excluding city centre & fringe. The fringe area includes areas of Cheetham, Ancoats, Ardwick, Hulme and Bradford Ward with apartment markets which share a border with the City Centre apartment market. N.B. Partial data is reported for the most recent month available, this is due to a lag in the number of sales being recorded.	The Land Registry
Number of properties registered as sold within the month by The Land Registry	INCREASE (+)	The number of properties that are recorded as being sold within the reporting month by HM Land Registry. This measure is split into two parts: a) city centre & fringe, and b) Manchester excluding city centre & fringe. The fringe area includes areas of Cheetham, Ancoats, Ardwick, Hulme and Bradford Ward with apartment markets which share a border with the City Centre apartment market. N.B. The availability of data is lagged due to the delay in recording sales for each month.	The Land Registry

Measure Definitions

Title of Measure	Desired direction of travel & (% change)	Definition of Measure	Data Source
Average asking rents for 2 bed apartments - city centre & fringe (£ per calendar month)	INCREASE (+)	Average asking rents per calendar month for 2 bedroom apartments advertised located within Manchester city centre and fringe area during a weekly snapshot (the first week of the quarter). Data is collated from all estate agents with an online presence (i.e. they advertise properties on the internet). The fringe area includes areas of Cheetham, Ancoats, Ardwick, Hulme and Bradford Ward with apartment markets which share a border with the City Centre apartment market.	Estate Agent Listings
Number of available 2 bed apartments - city centre & fringe	INCREASE (+)	Total number of 2 bedroom apartments available for rent located within Manchester city centre and fringe area during a weekly snapshot (the first week of the quarter). Data is collated from all estate agents with an online presence (i.e. they advertise properties on the internet). The fringe area includes areas of Cheetham, Ancoats, Ardwick, Hulme and Bradford Ward with apartment markets which share a border with the City Centre apartment market.	Estate Agent Listings
Number of new registrations on the housing register	DECREASE (-)	The number of new registrations on the housing register (waiting list for Council and Housing Association properties) within the month	Civica UHT System, Manchester City Council
Monthly count of passengers at Manchester Airport	INCREASE (+)	The monthly count of 'terminal and transit passengers' at Manchester Airport. Terminal passengers are those whose final destination is the airport at which they are recorded. Transit passengers are those who are using each airport as a point of interchange, and each airport is not their final destination. N.B. Due to seasonal variation only data from the same month each year can be meaningfully compared	Civil Aviation Authority (Table 9, CAA Airport Statistics)
Monthly count of aircraft movements at Manchester Airport	INCREASE (+)	The monthly count of 'aircraft movements' at Manchester Airport. Figures include passenger and non-passenger flights. Passenger flights include all scheduled and charter passenger aircraft movements at each airport to or from the EU, other international areas and within the UK. N.B. Due to seasonal variation only data from the same month each year can be meaningfully compared	Civil Aviation Authority (Table 5, CAA Airport Statistics)
JSA Claimant Count	DECREASE (-)	JSA claimant count records the number of people claiming Jobseekers Allowance (JSA) and National Insurance credits at Jobcentre Plus local offices. People claiming JSA must declare that they are out of work, capable of, available for and actively seeking work during the week in which the claim is made. The ONS claimant count includes JSA claims that are live on the second Thursday of each month.	Office of National Statistics (NOMIS)
Unemployment Rate	DECREASE (-)	Unemployment rate figures express the number of Job Seekers Allowance claimants resident in an area as a percentage of the population aged 16-64 resident in that area.	Office of National Statistics (NOMIS)
Numbers flowing onto JSA	DECREASE (-)	On-flows show the number of new people who have started to claim Job Seekers Allowance since the previous count. Flows are standardised to a 4.33 week month.	Office of National Statistics (NOMIS)
Numbers flowing off JSA	INCREASE (+)	Off-flows count the number of people who have now stopped claiming Job Seekers Allowance since the previous count. Flows are standardised to a 4.33 week month.	Office of National Statistics (NOMIS)
Number of 18-24 year old JSA claimants (total, duration of claim, off-flows)	DECREASE (-)	Total number of Job Seekers Allowance claimants aged 18-24 in Manchester as at the time of the monthly snapshot count. Flows are standardised to a 4.33 week month. Sub categories include those claiming for 6-12 months, those claiming for over 12 months and long-term claimants that have now stopped claiming JSA since the previous count.	Office of National Statistics (NOMIS)
JSA Claimant Count (DWP/NOMIS)	DECREASE (-)	JSA claimant count records the number of people claiming Jobseekers Allowance (JSA) and National Insurance credits at Jobcentre Plus local offices. People claiming JSA must declare that they are out of work, capable of, available for and actively seeking work during the week in which the claim is made. The DWP data counts JSA claims that are live on the last day of the month. Benefits are arranged hierarchically and claimants are assigned to the topmost benefit which they receive, in the order: JSA, ESA / IB, LPIS, Other.	Department of Work & Pensions (NOMIS)
Employment and Support Allowance / Incapacity Benefit	DECREASE (-)	Employment and Support Allowance / Incapacity Benefit provides financial help to people who are unable to work because of illness or disability. It also provides personalised support to those who are able to work. Benefits are arranged hierarchically and claimants are assigned to the topmost benefit which they receive, in the order: JSA, ESA / IB, LPIS, Other.	Department of Work & Pensions (NOMIS)
Lone Parent Income Support	DECREASE (-)	Lone Parent Income Support (LPIS) is a benefit for parents on a low income with a child under 16 and no partner. Benefits are arranged hierarchically and claimants are assigned to the topmost benefit which they receive, in the order: JSA, ESA / IB, LPIS, Other.	Department of Work & Pensions (NOMIS)
Others on income related benefit	DECREASE (-)	Other income related benefits include other income support (including IS Disability Premium) and pension credits. Benefits are arranged hierarchically and claimants are assigned to the topmost benefit which they receive, in the order: JSA, ESA / IB, LPIS, Other.	Department of Work & Pensions (NOMIS)
Total number of residents on out of work benefits	DECREASE (-)	A quarterly snapshot of benefit claimants using DWP's Work and Pensions Longitudinal Study (WPLS). This data is based on 100% of claimants. Key out-of-work benefits consists of the groups: job seekers, employment and support allowance / incapacity benefit, lone parent income support and others on income related benefits. These groups have been chosen to best represent a count of all those benefit recipients who cannot be in full-time employment as part of their condition of entitlement. Figures are not seasonally adjusted and any comparisons should be made year on year.	Department of Work & Pensions (NOMIS)
Percentage of residents on out of work benefits	DECREASE (-)	Sum of JSA claimant count, ESA/IB, Lone Parent, Others on income related benefit as a proportion of the working age (16-64) resident population.	Department of Work & Pensions (NOMIS)
NEET Rate	DECREASE (-)	The percentage of young people on the Connexions database, residing in Manchester, who are not in education, employment, or training. NEET is calculated as follows: NEET / (NEET + EET). EET does not include young people in custody or asylum seekers and refugees, neither does it include unknowns. N.B. Month on month comparisons are not valid because of the seasonal nature of the data. Due to changes in national reporting requirements the cohort for NEET is now 16-18 year olds, plus those who turn 19 during the academic year. Monthly NEET figures are indicative, official NEET figures are released annually in November.	Connexions

Measure Definitions			
Title of Measure	Desired direction of travel & (% change)	Definition of Measure	Data Source
Unknown NEET Rate	DECREASE (-)	Unknown NEET rate is calculated as percentage of the total cohort minus refugees and asylum seekers. Full cohort is everyone regardless of their destination. Unknown is calculated as follows: Total cohort - (NEET + EET + refugees + asylum seekers) / Total cohort	Connexions
Number of households claiming Council Tax Support	DECREASE (-)	The number of households claiming and receiving Council Tax Support at the time of the monthly snapshot count (2nd of the month). The localised Council Tax Support Scheme replaced Council Tax Benefit from 1st April 2013.	Academy, Manchester City Council Revenue and Benefits
Number of households claiming Housing Benefit	DECREASE (-)	The number of households claiming and receiving Housing Benefit at the time of the monthly snapshot count (2nd of the month).	Academy - Manchester City Council Revenue and Benefits
Work Programme - Number of referrals	INCREASE (+)	Number of work programme referrals by JobCentre Plus broken down by benefit payment group. The Work Programme is an integrated package of support, providing personalised work-focused help for a wide range of customers delivered by public, private and voluntary sector organisations, working under contract to DWP. These organisations will tailor services to what works best for individual customers in helping them back in to sustained work. Official statistics on referrals are obtained from the Labour Market System (LMS). This is the admin system Jobcentre Plus uses to administer customer claims and also refer customers to the Work Programme. The data contains information on the claimants' individual characteristics and claim details. Standard DWP statistics disclosure control policy has been applied: values less than ten, including zeros, are suppressed and marked with a dash and values above ten are rounded to the nearest ten, therefore tables may not sum. Cumulative figures include referrals and attachments from the start of the Work Programme up to the end of the relevant month.	Department of Work & Pensions (IGS)
Work Programme - Number of attachments	INCREASE (+)	Number of work programme attachments broken down by benefit payment group. An attachment is defined as the date of the first engagement activity between a provider and the claimant. Following the referral, providers will engage with the claimant; this involves conducting specified 'attachment activity' with the claimant, and the date the activity takes place is recorded on the payment system by the provider (this is the closest proxy for a 'start' to the Work Programme). Statistics on attachments are obtained from the Provider Referral and Payment data (PRaP). This is the system which underpins the Work Programme and which providers use to attach customers and claim job outcomes and sustainment payments. Standard DWP statistics disclosure control policy has been applied: values less than ten, including zeros, are suppressed and marked with a dash and values above ten are rounded to the nearest ten, therefore tables may not sum. Cumulative figures include referrals and attachments from the start of the Work Programme up to the end of the relevant month.	Department of Work & Pensions (IGS)
Work Programme - Attachment to referral ratio	INCREASE (+)	Proportion of work programme referrals which resulted in an attachment. Referrals are all those eligible claimants who are referred to the Work Programme. The claimant remains on the Work Programme for 104 weeks from that date. Attachment is the point from which a provider engages and works with a claimant. There will be a proportion of claimants who either sign off benefit or move into work after referral but before the point which the provider seeks to actively engage. Therefore the number of attachments will be slightly lower than the number of referrals. If a claimant who has not been attached to the Work Programme makes a further claim to benefit over the 104 week period, then the provider will engage with and attach the claimant at this point.	Department of Work & Pensions (IGS)
Work Programme - Job outcomes	INCREASE (+)	The focus of the Work Programme is on supporting participants to achieve sustained employment. Participants are supported by the Work Programme for two years. Providers receive job outcome payments when a participant has been in work for either three or six months, depending on the participant's circumstances - payments are made for Job Seeker's Allowance (JSA) claimants after completing six months in paid work, but for more disadvantaged people (including some on JSA), job outcomes are paid after completing three months in paid work. Once a job outcome payment has been paid, providers will receive sustainment payments for each subsequent four week period the participant spends in employment up to a maximum of two years, depending on the participant's circumstances. Standard DWP statistics disclosure control policy has been applied: values less than ten, including zeros, are suppressed and marked with a dash and values above ten are rounded to the nearest ten, therefore tables may not sum.	Department of Work & Pensions (IGS)
Work Programme - Job outcome to referral ratio	INCREASE (+)	Proportion of work programme referrals which resulted in a job outcome. Referrals are all those eligible claimants who are referred to the Work Programme. The focus of the Work Programme is on supporting participants to achieve sustained employment. Participants are supported by the Work Programme for two years. Providers receive job outcome payments when a participant has been in work for either three or six months, depending on the participant's circumstances.	Department of Work & Pensions (IGS)

Economy Scrutiny Committee Work Programme – February 2015

Wednesday 11 February 2015, 10.00am (Report deadline Friday 30 January 2015)				
Item	Purpose	Lead Executive Member	Lead Officer	Comments
Manchester College	To invite Manchester College to the meeting to provide an update on the implementation of their strategic review, Ofsted inspection, self assessment and destination data.	Councillor S Murphy	Manchester College	See November 2013 minutes Presentation
Business Growth Hub	To invite Mark Hughes to attend a meeting, and to request that he provides a report which updates the Committee on developments to the Business Growth Hub since it last considered the subject in March 2014. To request that the report includes: <ul style="list-style-type: none"> • the key performance indicators of the Business Growth Hub; • detail on the sectors that the Hub supports businesses in; • detail of where the businesses are based; • detail of the jobs created, including location, where the people recruited to them live, whether they are full time and whether they are sustainable. To also invite a business who had used the Hub to attend.	Councillor Richard Leese	Mark Hughes, Manchester Growth Company Angela Harrington	See minutes from March 2014.
Update on Business Start Up Support	To request a report providing an update on business start up support in the city. To include: <ul style="list-style-type: none"> • evidence on businesses started by women, as these are often in cleaning or catering and they 	Councillor Sue Murphy	Angela Harrington Hannah Scriven	See January 2014 minutes

	<p>risk getting locked into a cycle of never growing the business;</p> <ul style="list-style-type: none"> information on the advice based in sure start centres. 			
Business Planning	To consider elements of the directorate business plans that come within the Committee's remit	Councillor Sue Murphy Councillor Richard Leese	Eddie Smith John Edwards Carol Culley Courtney Brightwell	
Updated Budget 2015/16	To consider the updated budget proposals for 2015/16	Councillor Sue Murphy Councillor Richard Leese	Carol Culley	
Overview Report	<p>This is a monthly report which includes the recommendations monitor, relevant key decisions, the Committee's work programme and any items for information.</p> <p>To include the most recent Real Time Economy Dashboard.</p>	Not applicable	Eleanor Fort Christina Sharples	

Wednesday 11 March 2015, 10.00am (Report deadline Friday 27 February 2015)				
Item	Purpose	Lead Executive Member	Lead Officer	Comments
District Centres	To review developments to district centre policy since the Committee last considered it in March 2014.	Councillor Kate Chappell Councillor	Jessica Bowles Angela Harrington	See March 2014 minutes

		Nigel Murphy		
Working Well	<p>To receive an update on the Working Well Programme. This programme is jointly funded by the Greater Manchester Combined Authority and the Department for Work and Pensions. It works with Employment Support Allowance claimants who have completed two years on the Work Programme without moving into work.</p> <p>To request that the report contains:</p> <ul style="list-style-type: none"> • Outcomes and understanding of the evaluation of the programme; • A full years worth of data; • Accurate data for Manchester residents on the programme; • Consideration of how to capture the long term impact of the programme, such as a longitudinal study; • Information on employers' perception of the programme; • Information on participants' perception of the programme. 	Councillor Sue Murphy	Angela Harrington	<p>See September 2014 minutes</p> <p>To invite representatives from the Big Life Group</p>
The Christmas Economy	To receive a report on the Christmas Economy over the 2014/15 period and the Council's role in maximising the potential for economic benefit in the city. To include detail on the city centre and how it has developed over the last few years.	Councillor Richard Leese Councillor Sue Murphy	Sara Tomkins Jennifer Green	See October 2012 and March 2013 minutes

Overview Report	To include the most recent Real Time Economy Dashboard.		Christina Sharples	
-----------------	---------------------------------------------------------	--	--------------------	--

Items To be Scheduled				
Item	Purpose	Lead Executive Member	Lead Officer	Comments
Update on the city's economy – how residents benefit	The Chief Executive attended the February 2014 meeting of the Committee to discuss a presentation he had recently given to full Council in detail. The presentation was on developments to the city's economy. He is due to attend another meeting of full Council to present on how the Council facilitates residents in the city can benefit from the improvements to the economy, particularly in skills and employment. Following this, the Committee would like to invite the Chief Executive to another meeting to discuss this follow up presentation.	Councillor Richard Leese	Sir Howard Bernstein Eddie Smith	See February 2014 minutes. May 2015
Assessing Economic Benefits – follow up	To receive a follow up report once more relevant data from the 2011 Census is available, which provides details of the outcomes of initiatives that were discussed in the report the Committee received in December 2012.	Councillor Richard Leese	Angela Harrington	See December 2012 and March 2013 minutes
Impact of Funding Cuts to the Third Sector	To invite representatives of third sector organisations to hear their personal experiences of the impact of funding cuts on their organisation and the people they help.	Councillor Sue Murphy	Geoff Little Liz Goodger	See July 2013 minutes To invite Mike Wild of Macc to the meeting
Cost of transport	To look into the cost of transport and the impact this has on people's finances. (To be fully scoped)	Councillor Kate Chappell	Jessica Bowles	
Financial Inclusion	To invite representatives from local banks to discuss	Councillor	Angela	See September 2013

	<p>how they can work with the Council and social housing providers to support residents in budgeting and making best use of the services available.</p> <p>To consider examples of where this has worked well.</p>	Richard Leese Councillor Nigel Murphy	Harrington	minutes
Greater Manchester Growth and Reform Plan update	<p>To follow up on the evaluation plan for the Greater Manchester Growth Deal once it has been developed.</p> <p>To include more information on the commitment to communicate with local people on a regular basis.</p>	Councillor Richard Leese	Jessica Bowles	See August 2014 minutes
Smart Cities	<p>To receive an update on the Smart Cities work, including the key deliverables and how this links to the Manchester Strategy.</p>	Councillor Richard Leese	Jessica Bowles	See August 2014 minutes
The Council's procurement from small and medium businesses	<p>To examine the reasons why Manchester Council is bottom of the Greater Manchester League Table of council's procuring services from small and medium sized businesses.</p>	Councillor Richard Leese Councillor John Flanagan	Ian Brown Eddie Smith	<p>To invite the chair of the Finance Scrutiny Committee</p> <p>See September 2014 minutes</p>
Work Programme Update	<p>When the Committee next considers the Work Programme performance, to invite people who had participated in the Work Programme when the Committee returns to the subject, to hear about their experiences.</p>	Councillor Sue Murphy	Angela Harrington	See September 2014 minutes
Universal Credit	<p>To request a briefing note on the detail of the unintended consequences of Universal Credit which may have a significant impact on claimants, once the roll out of Universal Credit has been implemented.</p>	Councillor Sue Murphy	Angela Harrington	See September 2014 minutes
Troubled Families	<p>To receive a further update on the Community Budgets and Troubled Families Programme, to be submitted when appropriate. To include:</p> <ul style="list-style-type: none"> • data broken down by ward; • information on the long term evaluation of the 	Councillor Sue Murphy	Geoff Little Jacob Botham	See September 2014 minutes

	<p>project;</p> <ul style="list-style-type: none"> • what lessons are being learned from the project that influence practice elsewhere; • how the learning and evaluation of the project will be taken forward. 			
Corporate Social Responsibility	<p>To receive a report on corporate social responsibility (CSR) following up on matters raised when the Committee last considered it in October 2014. To include the strategic context to CSR in the city.</p> <p>To also include detail on the work that the Technology Strategy Board is doing to support organisations to track their corporate social responsibility, which has Manchester Metropolitan University as its first client.</p>	Councillor Richard Leese	Eddie Smith Angela Harrington	See October 2014 minutes
Digital Skills	To hold a meeting dedicated to digital skills in the city. Date to be confirmed and content of the meeting to be fully scoped.	Councillor Sue Murphy	Eddie Smith John Edwards	See September and October 2014 minutes
Impact of Birley Fields development	<p>To assess the impact of the development of the new campus of Manchester Metropolitan University at Birley Fields, in terms of benefits to the local economy. For example:</p> <ul style="list-style-type: none"> • number of level of jobs created; • comparisons to other big developments; • cost benefit analysis of the investment. • to what extent the supply chain of the development has an impact in Manchester and Greater Manchester. 	Councillor Sue Murphy	Eddie Smith Angela Harrington	See October 2014 minutes.
Impact of worklessness on health	To consider the impact of worklessness and poverty on health. To consider what support is in place in the city for helping people back into work with health problems. To include consideration of mental health in	Councillor Sue Murphy Councillor	David Regan	See October 2014 minutes. To invite the Chair of

	<p>this, and what support is available for people with mental health problems in accessing work.</p> <p>To consider the work of Well North.</p>	Paul Andrews		the Health Scrutiny Committee
Talent Match update	<p>To receive an update on the Talent Match approximately a year to consider progress on the Talent Match programme and invite young people involved in the programme.</p>	Councillor Sue Murphy	Angela Harrington	<p>Date to be confirmed – November 2015</p> <p>See November 2014 minutes</p>
Apprenticeships update	<p>To add an item to the agenda for early 2016 to consider progress in apprenticeships and youth initiatives in Greater Manchester since it was last considered in November 2014. To ensure that the item has sufficient time on the agenda.</p> <p>To consider dedicating a meeting to apprenticeships.</p>	Councillor Sue Murphy	Angela Harrington	<p>Date to be confirmed – November 2015</p> <p>See November 2014 minutes</p>
Skills funding	<p>To provide an overview of post-16 skills capital and revenue funding in Greater Manchester and Manchester. To include:</p> <ul style="list-style-type: none"> • detail of the roles of the Skills Funding Agency and Local Enterprise Partnership; • the reductions in funding compared with previous years, particularly for post-16 education, and the impact of this; • implications for learners in Manchester. 	Councillor S Murphy Councillor S Newman	John Edwards	To invite the Young People and Children Scrutiny Committee.
Job creation through large investments	<p>To request a report which provides analysis of the jobs that were created in large developments in the last five years. To consider:</p> <ul style="list-style-type: none"> • all developments which planned to create 100+ jobs; • to compare the number of jobs planned with the number of jobs created; 	Councillor Richard Leese	Angela Harrington Jessica Bowles	

	<ul style="list-style-type: none">• to provide an analysis of the jobs by development and in total:<ul style="list-style-type: none">- what level they are;- whether they are full or part time;- how many went to Manchester residents.			
--	----------------------------------------------------------------------------------------------------------------------------------------------------------------------------------------------------------------------------------------------------------------------------------------	--	--	--